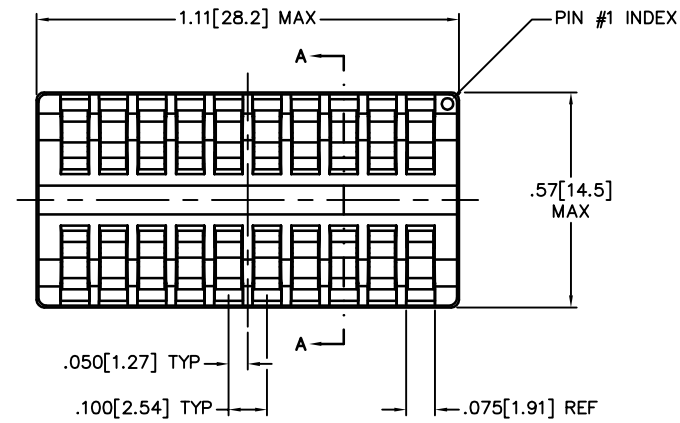
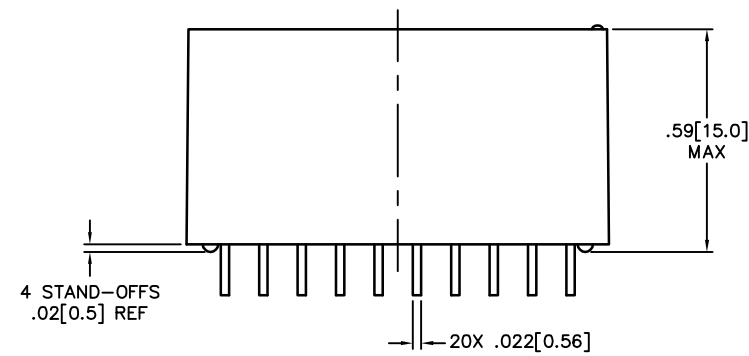


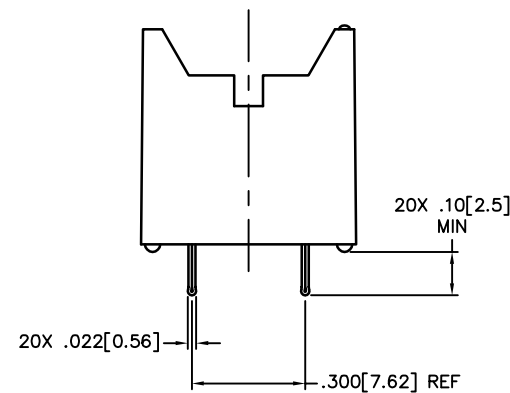
REVISION		
symbol	description	initial/date
*	UPDATED DRAWING FORMAT	JFN/04-16-09



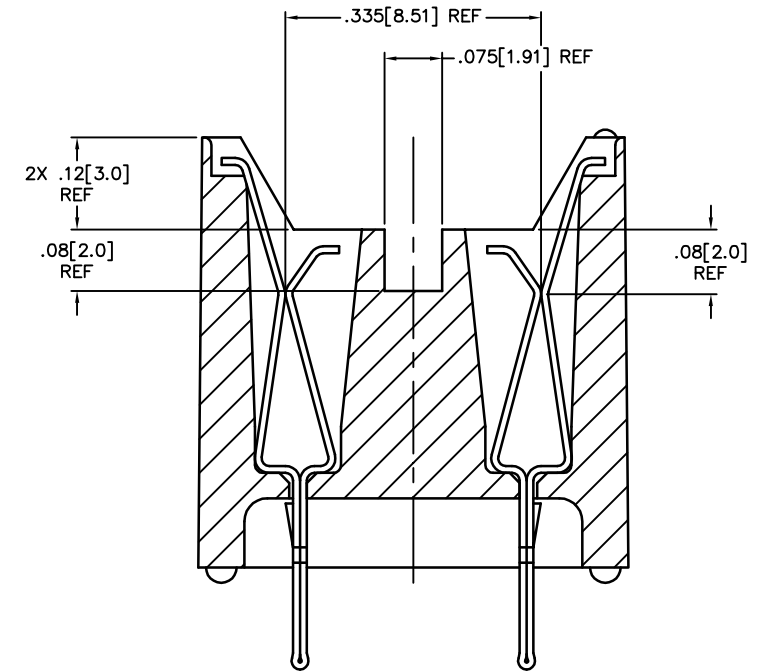
TOP VIEW



FRONT VIEW

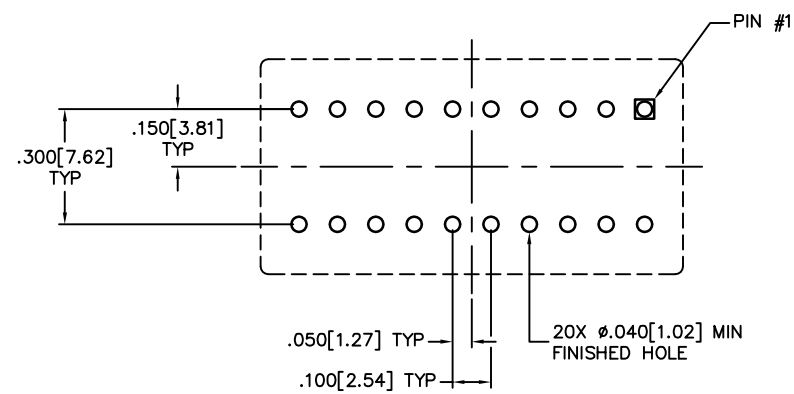


RIGHT SIDE VIEW



SECTION "A"- "A"
(SCALE: 4/1)

RECOMMENDED P.T.H. PATTERN (VIEW FROM THE TOP)



DEVICE TYPE: 20 PIN DIP ON .300[7.62] NOMINAL CENTERS.
DESIGNED FOR .009[0.23]-.011[0.28] THICK LEADS.

• CONTROLLING DIMENSIONS: INCH



Tolerance In Inches
 .xx ± .01 fract.
 .xxx ± .005 ang. ± 1/2°
 .xxxx ± .0015

NOTICE
 Drawing is subject to change without notice and is L.I.C. proprietary in design and content. L.I.C. retains all patent rights and exclusive rights of use, manufacture and/or sale. Possession of this drawing does not convey permission to reproduce or manufacture article. Permission shall only be granted in writing and must be signed by an officer of L.I.C..

Equipment where used	20 PIN DIP ON .300[7.62] CENTERS	PROD. NO.03111 201 X215
Part Description	SOCKET	DWG. NO.03111 201 X215
SCALE	Orig. Release	DRAFTED by/date
2/1		JFN/04-16-09
	CHECKED by/date	ISSUE DATE
	CHG/JHN/LS-1-09	
		PAGE NO. 1 OF 1